

NEUROIMAGE

VOLUME 25, NUMERO 2
DÉCEMBRE 2009

NEURORADIOLOGY
MUHC-MNH

VOLUME 25, NUMBER 2
DECEMBER 2009



WISHING YOU & YOURS
a Happy and Prosperous 2010

HISTORY OF NEURO IMAGE

DENIS MELANÇON



I started this Bulletin in 1980, as a local journal of the Study Club. It was produced with homemade graphics through McGill printing facilities.

In 1984, when Dr William Feindel hosted the Neuro Celebration for the 50th of the MNI, I decided to give the Bulletin a somewhat more professional look, I went to professional people and had it prepared and printed with more quality. And I decided to send it as a printed copy to all my former fellows, residents, students in the program, as well as to all visitors who had spent some time with me to learn Neuroradiology. It was published on a regular basis until 1992.

At that time, the Canadian Association of Radiologists asked me to prepare an exhibit to celebrate in 1995 the Centennial of the discovery of X-Rays by Wilhem Roentgen.

I spent most of my time in that endeavour and Neuro Image was not produced on a regular basis. The exhibit was held at the McCord Museum in Montreal and was a success, in great part because of the addition of the scan of the Egyptian mummy from the Redpath Museum. The exhibit then was exposed at the Ottawa Museum of Technology in 1996.

(Continued on the next page...)

THIS NEWSLETTER IS SPONSORED BY



Department of Radiology
MUHC/MNH

此致

Greetings

Cordialmente
Amicalement

O Genki De

Herzliche Gruesse

Bäst Hälsningar

Afectuosamente

Saluti affettuosi

Respetos

Saudações

Namaste

Alsalam alaykum

敬意

So please keep in touch and
visit NeuroImage's website
neurostudyclub.mcgill.ca



I had the unfortunate fate of suffering from Legionnaire's disease in November 1995, of which I recovered thanks to the good care of the physicians of Saint-Luc's Hospital.


But I did not resume my publishing Neuro Image for a few years. When I did, I convinced Dr William Feindel to be my resource for historical facts at the Neuro, and he came up with superb works of literature that made the bulletin acquire some letters of nobility.

Since then, there were issues of the Neuro Image with some interesting design, this through expert graphic demonstration from the MNI Neurophotography Department headed by Marcus Arts and its staff, but more specifically by Jean-Paul Acco.

For a while, the Bulletin was printed in color, and distributed through out the world in that format; very expensive way, production and mailing.

(Continued after the next two pages ...)

Strathford



*Denis,
I am pleased to
send you (The Donald McRae
Fund
this small
contribution!*

*Joe
7*

Dear Friend:

You have been receiving for sometime now the Bulletin Neuro-Image. I do hope you enjoy receiving it. We will continue to send it to you, as always, free of charge.

However, I would like to underline the needs of our Research and Teaching Fund (Donald McRae Fund) and solicitate your generosity.

McGill University sends official income tax receipts for any contributions.

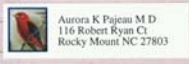
A contribution to the Donald McRae Fund would demonstrate your support to Neuro Image and its editor.

*P.S. I do
enjoy
"Neuro Image"*

Usherleaver

Denis Melancon, M.D.
Editor
NEURO-IMAGE

*Dear Dr Melancon
Please use my new address*



*I enjoy your publication
Sincerely
Aurora Pajean*

**BY AIR MAIL
PAR AVION**

**Dr. Denis Melancon, M.D.
Montreal Neurological
Institute and Hospital,
3801, University,
Montreal, Quebec, CANADA.
H3A 2B4.**

SENDER'S NAME & ADDRESS

**DEPARTMENT OF NEUROSURGERY
K. E. M. HOSPITAL
Parel, BOMBAY 400 012. (INDIA)**

NO ENCLOSURES ALLOWED

R.C.P. (E)

Department of Neurosurgery,
K. E. M. Hospital,
Parel, Bombay - 400 012. (INDIA)

23 JANUARY 1987.

Denis Melancon, M.D.
Montreal Neurological Institute and Hospital,
3801 University, Montreal, Quebec, CANADA.
H3A 2B4.

Dear Dr. Melancon,

Thank you for sending me Vol.3, No.4 of NEURO-IMAGE.
Dr. Wagle was kindly sending us these issues earlier.
We find these of great help. The issue dated December '86
is of special interest to me, personally, because of
Dr. Feindel's paper.

We shall be much obliged if you could keep us on your
mailing list so that we continue to receive NEURO-IMAGE
regularly.

With kind regards,

Sincerely yours,
S. R. Pandya
(S. R. PANDYA)

NORFOLK & NORWICH HEALTH CARE NHS TRUST
BRUNSWICK ROAD NORWICH NORFOLK NR1 3SR

DEPARTMENT OF NEUROLOGY

CONSULTANTS: DR J I COCHIUS DR J B PILLING DR D J DICK DR T G STAUNTON

TELEPHONE (01603) 286286 ext 3855
DIRECT LINE (01603) 287855
FAX (01603) 287360
E-Mail staunton@norfolk-norwich.thenhs.com

Our ref: TGS/AB/

15 January 2001

Dr Denis Melanson
Department of Radiology
Montreal Neurological Hospital
Brunswick Street
Montreal
Canada

Dear Denis

I am delighted to receive Neuro Image periodically because the historical reviews, pictures of the Neuro and its historical characters make excellent reading and bring back some great memories.

Kindest regards for the new season and the future of yourself and your department hopefully some day within the near future I might be able to pay a visit back to Montreal.

Yours sincerely

DR T STAUNTON
Consultant Neurologist MB MRCP (UK) FRCP (C)

Prof. Giovanni Ruggiero

Presidente Onorario delle Società
Italiana ed Europea di Neuroradiologia
Chevalier dans l'Ordre de la Légion d'honneur



Denis Melanson

*Cher ami,
Après pour NeuroImage qui
me fait beaucoup à dire sur
l'Arg-son en 2 e fin, mes amis
Bon Noël et bonne année 2001.
Amicalement*

The University of Alabama at Birmingham
School of Medicine/Department of Diagnostic Radiology
Robert G. Fraser, M.D., FRCP, FRCR (Hon.), FACP
Professor Emeritus
205/934-3240
Telefax 688626 UAB BHM

Robert G. Fraser, M.D.
2766 Summit Circle
Birmingham, Alabama 35216

Nov. 14/00

Fax to Dr. Denis Melanson

*Denis - Just today, I received the
Oct. issue of Neuro Image for which many thanks
and congratulations. The address is correct (home).
Please keep them coming - they are wonderful.*

I'm now fully retired and loving it.

Keep well. Regards.

Bob

Mitsuo Numoto, M.D., Ph.D.

Neurosurgery

April 19, 1991

Return address:

Numoto Clinic
1-27-1 Kichijoji Minamicho
Musashino City
Tokyo 180, Japan
Phone: (0422) 49-1465, 48-9948

Denis Melanson, M.D.
Editor, NEURO-IMAGE
Montreal Neurological Institute
3801 University St.
Montreal, Quebec H3A 2B4
Canada

Dear Dr. Melanson,

Thank you very much for your letter of March 15, 1991.

I have been enjoying reading "NEURO-IMAGE" regularly sent by you.

Enclosed is my small contribution to the Donald McRae Fund.

Sincerely,

Mitsuo Numoto
Mitsuo Numoto, M.D., Ph.D.

Encl.
MN:ym
P.S.

My correct address is shown above and I would like to have a correction in your address book.

Estimado Melanson: Tengo el placer de comunicarle que su boletín llegó sin dificultades. Me alegra mucho estar en el grupo de personas que se benefician con su recibo. Saludos a todos los colegas del Instituto de Neurología de Montreal. Gracias, Un abrazo, Dr. Luis Zarrabeitia.

Denis Melancon

From: "Peter Bailey" <pbailey@nbnet.nb.ca>
To: "Denis Melancon" <dmelan@hotmail.com>
Sent: Friday, June 11, 2004 10:15 PM
Subject: RE: Address

Dear Dr Melancon,

Thank you for your inquiry. I am now situated at :400 University Ave
Saint John New Brunswick
E2L 4L2

On many occasions I have gone to my hospital radiology dept at 4 pm to find that most of the radiologists have left for the day. They tell us that their work is so intense that 6 Hrs is their maximum. I often think of you and the incredible amount of time and energy you put into your work til 7-8 pm most nights . Please accept my congratulations on a remarkable career.

Peter

Dr. Peter Bailey
Tel: (506) 648-7920
Fax (506) 648-7924
Email: pbailey@nbnet.nb.ca

-----Original Message-----

From: Denis Melancon [mailto:dmelan@hotmail.com]
Sent: June 10, 2004 8:15 AM
To: pbailey@nbnet.nb.ca
Subject: Address

Dear Peter,

The bulletin Neuro Image has been returned
Your address has changed
Could you give your new address?
Best regards,

Denis Melancon
MNH-MNI

D. R. GULATI
1009, 11 C,
CHANDIGARH.

Dear DR. Melancon,

Many thanks for sending me a copy of "NeuroImage", vol 16, nos. oct/2000. It is so nice to see the frontpage - DR. Penfeld teaching Cerebral localization.

I was the last resident of DR. Penfeld, His beautiful picture brings back all the past memories of those memorable days & the good friends in Neuro.

I wonder if Dr. Ethier is still in Department. Please convey ^{him} my best regards.

Wishing you & the Neuro staff & Fellows, my kindest & Best wishes for Merry Christmas & New Year.

Yours Sincerely
D. R. Gulati
(D. R. Gulati)

SAMUEL H. SCHECTER, LL.D.
LIFE MEMBER OF THE MILLION DOLLAR ROUND TABLE

Dear DR. M.
A great pleasure to present this humble plaque in "your honour" for "great work you've done for MNI & World have it all" ^{World}

Apr. 30/04

3605 RIDGEWOOD SUITE 506 MONTREAL, QUE. H3V 1G4 TEL. 333-2526 733-3100

Publications (Neuro Image)
The Montreal Neurological Inst. & Hospital
3801 University Street
Montreal
Quebec
H3A 2BA
CANADA

16/7/03

Dear Sir/Madam,

We wrote to you on 3/12/02 and requested a sample copy of the publication :-

NEURO IMAGE

We also asked you to supply us with details of subscription price, availability of back issues and any other publications you may produce. We note that as yet we have had no reply from you, and would be grateful if you could look into the matter.

Please address your reply to :-

Mrs E Tillett
Serial Selection
The British Library Document Supply Centre
Boston Spa, Wetherby
West Yorkshire
LS23 7BQ

Yours faithfully,



Serial Selection

P.S. Please return a copy of this letter with your reply. Thank you.

INSTITUTO NACIONAL
DE
NEUROLOGIA Y NEUROCIROGIA
MANUEL VELASCO SUAREZ

5 December, 2000.

MONTREAL NEUROLOGICAL INSTITUTE AND HOSPITAL

FAX: 1.514.398.2829

I acknowledge receipt of NeuroImage Vol. 16 No. 3, October 2000.

CONGRATULATIONS.

Magnificent homage to my dear friend Prof. Wilder Penfield.

As soon as possible I will contact with the Radiology Education Fund.

Sincerely yours,



PROF. MANUEL VELASCO-SUAREZ, M.D., F.A.C.S.
FOUNDER-EMERITUS DIRECTOR

----- Forwarded message -----

From: jehad@kfshrc.edu.sa <jehad@kfshrc.edu.sa>

Date: 26 nov. 2007 00:57

Subject: GREETINGS

To: dmelans@gmail.com

HI

Hope this will reach you and you are well and happy , few minutes ago I openend my stacking mail since the summer holiday being away with so many repeated bouring thoughts of life ,I recived the neuroimage issue volume 23..... and then for moments past I was living in adifferent world like adream I remmembered the coldests winters I lived in montreal with the wormest hearted people .

you are not only insiprational figure or a unique teacher but you bring things to life and give them meanings you bring people together and over all you spread love in its most respectfull formswhere no boundriesto my knowledge only people who are loved by ALLAH GOD almighty are gifted like that
god bless you

thank you

Jehad

Having lost any sponsorship, I could not go on with the printed copy any more. It was then put on the Web, to be accessible to everyone with less cost, but with less personal expression.

And it was published less frequently, to my regrets, because demanding more personal time and work. I apologize to all my friends on the mailing list for having neglected this personal contact with them.

(Continued on next page...)


Dear Dr. Melançon,
 Thank you for your kindness to send me periodically MNI news. During my staying at MNI, I remember 3 Radiologists: You, Dr. Belangé and Dr. Thier.
 Your presentation on imagings at Grand Round were impressive for me and still valuable now. Because I have few neuro-radiologists, you know, Neurosurgeons are responsible for interpretation of imagings. I would like send you just a tiny amount. for Roentgen '95 and for good memory of all of you. I am sorry that I can not have

Season's Greetings
 and Best Wishes for
 The New Year

→ enough time to make a check.
 I guess 5000 yen corresponds to almost \$50.
 Thank you again
 T. SHIBASAKI
 Dpt. Neurosurgery, Gunma Univ. Hp.

T. SHIBASAKI
 Dpt. of Neurosurgery
 Gunma Univ. Hp.
 3-39-22, Showa-machi
 Maebashi 371
 JAPAN

Dr. D. MELANÇON
 MNI
 3801 University street W8, 315
 Montreal PQ H3A 2B4
 CANADA



I have now reached 75 years of age, this issue may be one of the last ones.

I want it to be a return on the past, retracing the main articles written, some of the best pictures, and also abstracts of letters I have received from you my friends.

I hope the bulletin has fulfilled its original mission, to keep in touch with you.

Quebec

THE 35TH ANNIVERSARY OF THE NEUROSTUDY CLUB: OCTOBER 13, 2009 AT THE NEURO'S JEANNE TIMMINS AMPHITHEATRE

Grant Linnell



Maria Cortés



Peter Ender



Peter Ender



Fadi Aris



Gaurav Goel



Fadi Aris




Valentina Loli



Céline Bard



Suzanne Fontaine



Marie-Christine Guiot



Romeo Ethier



Jean Vézina



Roberto Wee




Donatella Tampieri



David Araujo



Denis Melançon



Roberto Wee



My thanks to all those who attended this memorable meeting.